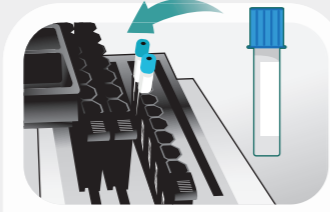


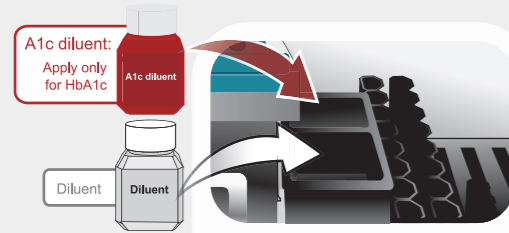
TEST PROCEDURE



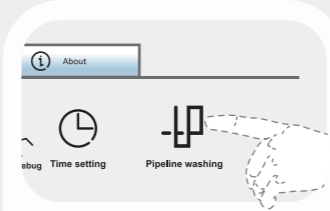
1 Insert the test kit into the instrument.



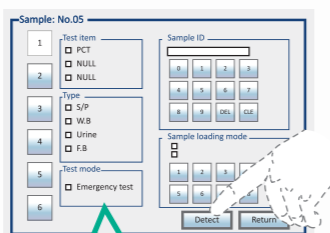
2 Insert the sample holder into the sample chamber.



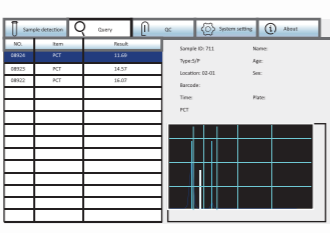
3 Put the diluent into the instrument.



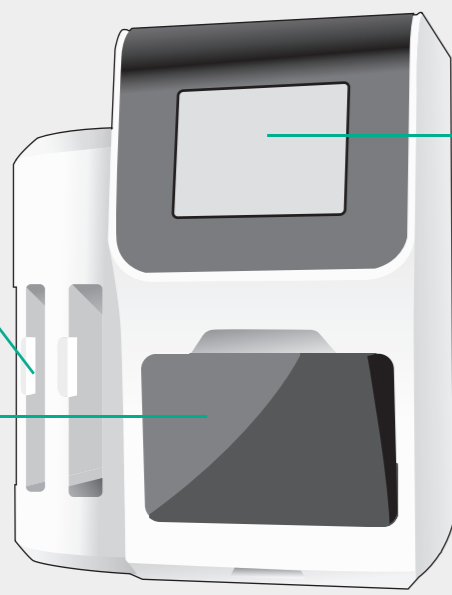
4 Perform pipeline washing before daily test.



5 Do sample arrangement in parameters setting interface.



6 The instrument will recognize the test item automatically and the results will be shown in "Query" interface.



TEST ITEMS

Cardiac Markers						
IF2001	cTnI	Myocardial infarction	0.1ng/ml	S/P/WB	0.1-50.0ng/ml	CFDA CE
IF2002	NT-proBNP	Heart failure	300pg/ml	S/P/WB	100-35000pg/ml	CFDA CE
IF2004	NT-proBNP/cTnI	Heart failure/ acute coronary syndrome	NT-proBNP: 300pg/ml cTnI: 0.1ng/ml	S/P/WB	100-15000pg/ml 0.1-50.0ng/ml	CFDA CE
IF2005	CK-MB/cTnI/Myo	Myocardial damage /infarction	CK-MB: 5.0ng/ml cTnI: 0.1ng/ml Myo: 70ng/ml	S/P/WB	2.5-80.0ng/ml 0.1-50.0ng/ml 30.0-600.0ng/ml	CFDA CE
IF2006	D-Dimer	Venous thromboembolism	0.5mg/L	P/WB	0.1-10.0mg/L	CFDA CE
IF2012	CK-MB/cTnI	Myocardial damage /infarction	CK-MB: 5.0ng/ml cTnI: 0.1ng/ml	S/P/WB	2.5-80.0ng/ml 0.1-50.0ng/ml	CE
IF2014	H-FABP	Myocardial damage	6.36ng/ml	S/P/WB	1.0-120.0ng/ml	CFDA CE
IF2016	CK-MB/cTnI/H-FABP	Myocardial damage /infarction	CK-MB: 5.0ng/ml cTnI: 0.1ng/ml H-FABP: 6.36ng/ml	S/P/WB	2.5-80.0ng/ml 0.1-50.0ng/ml 2.0-100.0ng/ml	CFDA CE
IF2018	CK-MB	Myocardial injury	5.0ng/ml	S/P/WB	2.5-80.0ng/ml	CE
Diabetes Mellitus						
IF2017	HbA1c	Diabetes mellitus	3.8%-5.8%	WB	2%-14%	NGSP CFDA IFCC CE
Inflammation						
IF2003	hs-CRP+CRP	Cardiovascular inflammation /normal inflammation	3mg/L 10mg/L	S/P/WB Fingertip Blood	0.5-200mg/L	CFDA CE
IF2007	PCT	Sepsis, bacterial infection	0.1ng/ml	S/P/WB	0.1-50.0ng/ml	CFDA CE
IF2015	PCT/CRP	Sepsis, bacterial infection	PCT: 0.1ng/ml CRP: 3.0mg/L	S/P/WB	0.1-50ng/ml 0.5-200mg/L	CFDA CE
Renal Function						
IF2008	CysC	Acute and chronic renal diseases	0.51-1.09mg/L	S/P/WB	0.5-10.0mg/L	CFDA CE
IF2009	mAlb	Diabetic nephropathy, hypertensive nephropathy	20mg/L	Urine	10.0-200.0mg/L	CFDA CE
IF2010	NGAL	Acute kidney injury	Serum: 200ng/ml Urine: 100ng/ml	S/Urine	50-5000ng/ml	CFDA CE
IF2011	β ₂ -MG	Acute and chronic kidney diseases/tumours	0.8-3.0mg/L	S/P/WB	0.5-20.0mg/L	CFDA CE
Hormone						
IF2024	TSH	Thyroid malfunction	0.27-4.20μIU/ml	S/P	0.10-50.00μIU/ml	CE
Fertility						
IF2013	HCG+β	Fertility	5.1mIU/ml	S/P	5-10000mIU/ml	CFDA CE
Coming Soon						
IF2044	SAA	Bacterial/Virus infection	10.0mg/L	S/P/WB/ Fingertip Blood	5.0-200.0mg/L	CE
IF2022	T3	Hyperthyroidism, hypothyroidism	1.30-3.10nmol/L	S/P	0.30-10.00nmol/L	CE
IF2023	T4	Hyperthyroidism, hypothyroidism	59.0-154.0nmol/L	S/P	5.4-320.0nmol/L	CE
IF2031	25-OH-VD	Osteomalacia, osteoporosis	30.0-50.0ng/mL	S/P	8.0-70.0ng/mL	CE
IF2053	tPSA	Prostate cancer	4.0ng/mL	S/P	0.50ng/mL-100.00ng/mL	

Getein 1600

Immunofluorescence Quantitative Analyzer



Hello, The Future of POCT!



*The final explanation is owned by GETEIN BIOTECH

Getein 1600

Immunofluorescence Quantitative Analyzer

Meeting multiple needs of emergency department and central laboratory



Intellectualized Software System

- User-friendly interface
- Diversified test modes: random, batch, STAT
- LIS/HIS connectivity



Simple Operation

- Fully-automatic detection
- Real-time monitoring of samples and consumables
- Visualized reagent interface



High Throughput

- 48 Samples per run
- Continuous loading of different test items
- Up to 150 tests/hour



Accurate and Reliable Test Results

- Fully-automatic sample adding system
- Disposable tips with filter elements, which avoid cross-contamination
- Automatic calibration, dilution and sample loading
- Fully-automatic quality control



Traceability of Results

- Automatic barcode scanning of test items
- Automatic recognition of reagents



Easy for Standardized Management

- Fully-automatic sample loading and detection
- Standard SOP documented
- Meet the requirements of clinical laboratory standards

Lead the New Era of POCT !

TRADITIONAL POCT VS AUTOMATIC POCT

	Automatic POCT	VS	Traditional POCT
Operation	Avoid the inaccuracy of results caused by human factors		Time-consuming, manual operation, human fallibility
Stability of Results	Stable		Easily affected by the operators
Detection Efficiency	Relatively high		Relatively low
Standardization	Easy for standardized management		Not easy for standardized management
Detection Cost	Relatively low (low labor costs)		Relatively high

TECHNICAL PARAMETERS

Methodology	Lateral flow chromatography(Immunofluorescence)
Result	Quantitative
Throughput	48 Samples/run, 150 Tests/hour
Sample Type	WB, Plasma, Serum, Urine, Fingertip Blood
Storage Capacity	10000 data
Language	English/Chinese (Spanish, French, German, Russian, Arabic, Vietnamese ,etc are under developing)
Screen	10.4 Inch touch screen, Resolution: 1024*768
Power Supply	100-240V~50/60Hz
Working Environment	Relative humidity ≤70%, Air pressure 70.0~106.0kpa
Dimension	639mm×562mm×728mm (D×W×H)
Weight	45kg

