

Most Powerful Universal 5-Part Differential Hematology

Advanced Techniques

- Semiconductor laser and flow cytometry technique
- High-precision injector SP quantitative sampling technique
- Adaptive flexible contour classification technique
- Cell thermostatic reaction technique
- Two-channel cell analysis technique
- Photoelectric residual reagent detection technique

Unique Characteristics

- Only 3 original reagent types to guarantee running economically and efficiently
- The smallest sample volume required for special cares
- Four test modes to multiply running choices
- Comprehensive self-maintenance and alarm function
- One key faults removal
- Comprehensive reagent management system

DS-500i

5-Part Differential Automated Hematology Analyzer

Specification

DS-500i	
Parameters	27 parameters: WBC, RBC, HGB, HCT, MCV, MCH, MCHC, RDW-SD, RDW-CV, PLT, PDW, MPV, PCT, NEU#, NEU%, LYM#, LYM%, MON#, MON%, EOS#, EOS%, BAS#, BAS%. Research parameters: ALY#, ALY%, LIC#, LIC%. Histogram: RBC Histogram and PLT Histogram Scatter gram: 4-Differential Scatter gram and BASO Scatter gram
Principle	laser flow cytometry analysis, electrical impedance method, colorimetry
Speed	60 tests/hour
Sample volume	15 µL for whole blood, 20 µL for pre-dilution, 10 µL for micro predilution, 15 µL for MT
Test mode	whole blood, pre-dilution, micro predilution, MT
Sampling methods	Manual+Auto loader
Autoloader capacity	60 tube positions
Data storage capacity	depends on the capacity of PC hard disk
Four QC methods	X-R, L-J, X-B, X mean
Display	5 inches color LCD display and PC display
Interface	2 x USB 2.0 Host, 1 x USB 2.0 Device, 1 x RS 232
Input device	PC and Barcode Scanner
PC configuration	WINDOWS XP, above 1024 x 768 display resolution, USB 2.0 interface, LAN network interface
Power supply	AC100-240 V, 50 Hz/60 Hz
Power	Rated 250 VA, 150 VA average
Dimensions(W*H*D)	705*470*730 mm
Weight	65KG
Operating Environment	15 °C-35 °C; 35%-85%; 70-110 kPa



It will probably be your first 5-part differential hematology analyzer!

DS-500i

5-Part Differential Automated Hematology Analyzer



About Edan

Edan is a healthcare company dedicated to improving the human condition around the world by delivering value-driven, innovative and high-quality medical products and services. For over 20 years, Edan has been pioneering a comprehensive line of medical solutions that address a broad range of healthcare practices including:

- Diagnostic ECG
- Ultrasound Imaging
- In-Vitro Diagnostics
- Patient Monitoring
- Point-of-Care Testing
- Veterinary
- OB/GYN

Healthcare professionals around the world depend on Edan's breakthrough medical technologies and outstanding customer support.



A world of potential

Edan Instruments, Inc. | No.15 Jinhui Rd., Jinsha Community, Kengzi Subdistrict, Pingshan District, Shenzhen | 518122, P.R. China
+86.755.26898326 | www.edan.com.cn | info@edan.com.cn



© 2017 Edan Instruments, Inc. All rights reserved. Features and specifications are subject to change without prior notice. No reproduction, copy or transmission may be made without written permission. Not all products or features are available in all territories, contact Edan for local availability. ENG-IVD-DS-500i-V2, 1-20170103

Sole Agent in Pakistan:



www.miancorp.com



A world of potential



It will probably be your first 5-part differential hematology analyzer!

10 μ L Blood Sampling 

The whole blood mode needs only 15 μ L of blood sample, while the micro predilution mode needs only 10 μ L. The benefits extend the possibility of a back-up test.

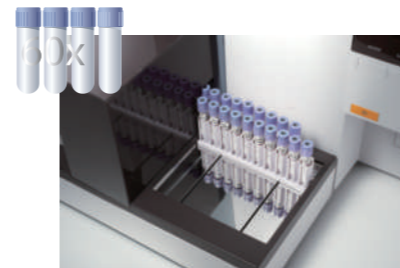


Dual operating system

Common Test Run, Mode Switch, Sampling Methods Select, Diluent Inject and Emergency Treatment insert without PC. Double operating systems increase efficiency and convenience.


Color LCD Screen for status monitoring

Real-time monitoring including running status, measuring mode, and reagent volume, etc. Wizard of daily procedures to guarantee correct operations



High-capacity Automatic Sample Conveyor

Able to load 60 samples at a time to increase standing-alone running period, suitable for batch processing



Sample Browser For Auto-Conveyor + Batch Verification

Color-code indicates sampling status with batch verification function, which facilitates doctors to check and review analysis results.



Economical Test Running

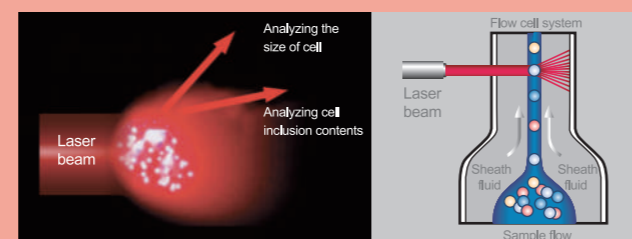
Unique reagent ingredients from original manufacturer make the running more economically and efficiently.

DS-500i

5-Part Differential Automated Hematology Analyzer

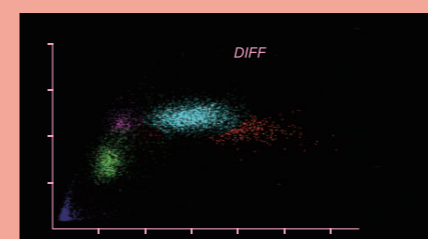
Dual operating system

Common Test Run, Mode Switch, Sampling Methods Select, Diluent Inject and Emergency Treatment insert without PC. Double operating systems increase efficiency and convenience.



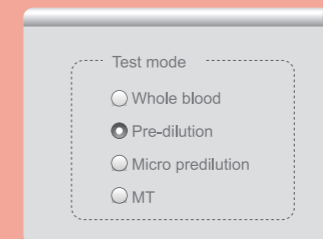
Semiconductor Laser + Flow Cytometry

Advanced differential technology to ensure 5-part WBC's precision and accuracy



Adaptive Flexible Contour Classification Technique

Dynamic classification adjustment improves analysis accuracy.



Complete Measuring Modes

Four measuring modes + two sampling modes and over ten measurement and analysis schemes.



Unique MT Mode

Specially designed for micro centrifuge tubes, no need to dilute plus unique algorithm and special distribution ratio of reagents to achieve optimal performance.